

## お知らせ

### 指導者の方へ

本 Lesson 24 では、このプリント教材をレッスン中のアクティビティで 사용합니다。

講師が “Please look at your paper.” と言った時には、1 ページを見るように、事前に生徒の皆様にお伝えください。



# Elementary Course 1 Lesson 24 (EC1, L24)

(復習)

## 《スカイプレッスン用》

アクティビティで使します。

### Lesson 21



on



in



under



in front of



behind



beside

Where's my shirt?

It's \_\_\_\_ the washing machine.

### Lesson 22



bathroom



kitchen



bedroom



living room



dining room



garage

Where are you?

I'm in the \_\_\_\_ .

### Lesson 23



Australia



Japan



China



India



France



Egypt



Brazil



America

Where are you from?

I'm from \_\_\_\_.





# Elementary Course 1 Lesson 24 (EC1, L24)


(復習)



アルファベットの大文字を書く練習をしましょう。



A B C D E F



G H I J K L



## Elementary Course 1 Lesson 24 (EC1, L24)

(復習)




絵に合うアルファベットの大文字を書きましょう。



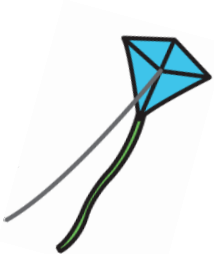
Handwriting practice lines for the word 'DOG' (犬). The lines consist of a solid top line, a dashed middle line, and a solid bottom line.



Handwriting practice lines for the word 'TYPE' (タイプ). The lines consist of a solid top line, a dashed middle line, and a solid bottom line.



Handwriting practice lines for the word 'ELEPHANT' (エレファント). The lines consist of a solid top line, a dashed middle line, and a solid bottom line.



Handwriting practice lines for the word 'KITE' (kite). The lines consist of a solid top line, a dashed middle line, and a solid bottom line.




## Elementary Course 1 Lesson 24 (EC1, L24)


(復習)




絵に合うアルファベットの大文字を書きましょう。



Handwriting practice lines for the word 'Apple' (Apple). The lines consist of a solid top line, a dashed middle line, and a solid bottom line.



Handwriting practice lines for the word 'Goat' (Goat). The lines consist of a solid top line, a dashed middle line, and a solid bottom line.



Handwriting practice lines for the word 'Fish' (Fish). The lines consist of a solid top line, a dashed middle line, and a solid bottom line.



Handwriting practice lines for the word 'Lollipop' (Lollipop). The lines consist of a solid top line, a dashed middle line, and a solid bottom line.



## Elementary Course 1 Lesson 24 (EC1, L24)

(復習)



絵に合うアルファベットの大文字を書きましょう。



Handwriting practice lines for the word 'BAT'. The lines consist of a solid top line, a dashed middle line, and a solid bottom line.



Handwriting practice lines for the word 'CAT'. The lines consist of a solid top line, a dashed middle line, and a solid bottom line.



Handwriting practice lines for the word 'HAT'. The lines consist of a solid top line, a dashed middle line, and a solid bottom line.



Handwriting practice lines for the word 'JUICE'. The lines consist of a solid top line, a dashed middle line, and a solid bottom line.



# Elementary Course 1 Lesson 24 (EC1, L24)


(復習)



アルファベットの大文字を書く練習をしましょう。



M N O P Q R S



T U V W X Y Z




# Elementary Course 1 Lesson 24 (EC1, L24)


(復習)



絵に合うアルファベットの大文字を書きましょう。



Handwriting practice lines for the word 'Sun' (SUN).



Handwriting practice lines for the word 'Peach' (PEACH).



Handwriting practice lines for the word 'Yo-yo' (YO-YO).



Handwriting practice lines for the word 'Bird's nest' (NEST).



Handwriting practice lines for the word 'Whale' (WHALE).






# Elementary Course 1 Lesson 24 (EC1, L24)

(復習)




絵に合うアルファベットの大文字を書きましょう。



Handwriting practice lines for the word 'Orange' (オレンジ). The lines consist of a solid top line, a dashed middle line, and a solid bottom line.



Handwriting practice lines for the word 'Umbrella' (傘). The lines consist of a solid top line, a dashed middle line, and a solid bottom line.



Handwriting practice lines for the word 'Turtle' (カメ). The lines consist of a solid top line, a dashed middle line, and a solid bottom line.



Handwriting practice lines for the word 'Rainbow' (虹). The lines consist of a solid top line, a dashed middle line, and a solid bottom line.



Handwriting practice lines for the word 'Zebra' (ゼブラ). The lines consist of a solid top line, a dashed middle line, and a solid bottom line.



## Elementary Course 1 Lesson 24 (EC1, L24)

(復習)




絵に合うアルファベットの大文字を書きましょう。



Handwriting practice lines for the monkey illustration. The lines consist of a solid top line, a dashed middle line, and a solid bottom line.



Handwriting practice lines for the violin illustration. The lines consist of a solid top line, a dashed middle line, and a solid bottom line.



Handwriting practice lines for the boy holding a sign illustration. The lines consist of a solid top line, a dashed middle line, and a solid bottom line.



Handwriting practice lines for the queen illustration. The lines consist of a solid top line, a dashed middle line, and a solid bottom line.