

お知らせ

指導者の方へ

本 Lesson 40では、このプリント教材をレッスン中のアクティビティで 사용합니다。

講師が “Please look at your paper.” と言った時には、1 ページを見るように、事前に生徒の皆様にお伝えください。



Elementary Course 1 Lesson 40 (EC1, L40)

(復習)

《スカイプレッスン用》

アクティビティで使えます。

Lesson 37



shirt



sweater



jacket



coat



skirt



belt

What do you have?

I have a _____.

Lesson 38



vegetables



seafood



meat



pasta



cheese



fruit

What don't you like?

I don't like _____.

Lesson 39



salad



pizza



chicken



spaghetti



sandwiches



sushi

What can you make?


I can make _____.

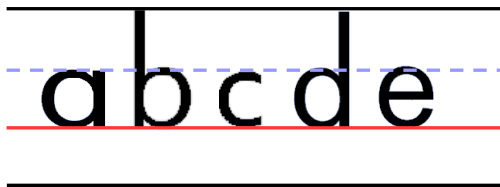


Elementary Course 1 Lesson 40 (EC1, L40)

(復習)



絵と合うアルファベットの文字を  に書きましょう。



1.



Handwriting practice lines for the first row.

2.



Handwriting practice lines for the second row.

3.



Handwriting practice lines for the third row.

4.



Handwriting practice lines for the fourth row.

5.




Handwriting practice lines for the fifth row.



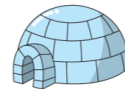
Elementary Course 1 Lesson 40 (EC1, L40)

(復習)



絵と合うアルファベットの文字を  に書きましょう。

f g h i j



6.



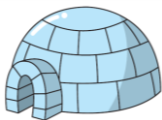
Handwriting practice lines for the letter 'f' (guitar). The lines consist of a solid top line, a dashed middle line, and a solid bottom line.

7.



Handwriting practice lines for the letter 'g' (fox). The lines consist of a solid top line, a dashed middle line, and a solid bottom line.

8.



Handwriting practice lines for the letter 'h' (igloo). The lines consist of a solid top line, a dashed middle line, and a solid bottom line.

9.



Handwriting practice lines for the letter 'i' (ham). The lines consist of a solid top line, a dashed middle line, and a solid bottom line.

10.



Handwriting practice lines for the letter 'j' (jam). The lines consist of a solid top line, a dashed middle line, and a solid bottom line.



Elementary Course 1 Lesson 40 (EC1, L40)

(復習)



絵と合うアルファベットの文字を に書きましょう。

k l m n o



11.



Handwriting practice lines for the letter 'o'.

12.



Handwriting practice lines for the letter 'l'.

13.



Handwriting practice lines for the letter 'm'.

14.



Handwriting practice lines for the letter 'n'.

15.




Handwriting practice lines for the letter 'k'.



Elementary Course 1 Lesson 40 (EC1, L40)

(復習)



絵と合うアルファベットの文字を  に書きましょう。

p q r s t



16.



Handwriting practice lines (top solid, middle dashed, bottom solid) for the word 'Pheasant'.

17.



Handwriting practice lines (top solid, middle dashed, bottom solid) for the word 'Train'.

18.



Handwriting practice lines (top solid, middle dashed, bottom solid) for the word 'Rabbit'.

19.



Handwriting practice lines (top solid, middle dashed, bottom solid) for the word 'Piano'.

20.



Handwriting practice lines (top solid, middle dashed, bottom solid) for the word 'Snake'.



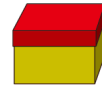
Elementary Course 1 Lesson 40 (EC1, L40)

(復習)

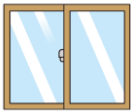


絵と合うアルファベットの文字を に書きましょう。

u v w x y z



21.



Handwriting practice lines for item 21.

22.



Handwriting practice lines for item 22.

23.



Handwriting practice lines for item 23.

24.



Handwriting practice lines for item 24.

25.



Handwriting practice lines for item 25.

26.



Handwriting practice lines for item 26.



Elementary Course 1 Lesson 40 (EC1, L40)

(復習)

オプション

時間があればやりましょう。



□□ に正しいアルファベットの小文字を書きましょう。

Challenge! たん語を読んでみましょう。

1.



□ am

2.



□ gg

3.



□ uail

4.



□ am

5.



□ ct □ pus

6.



□ ipper

7.



□ ed



Elementary Course 1 Lesson 40 (EC1, L40)

(復習)

8.



Piano

9.



Van

10.



Ant

11.



Guitar

12.



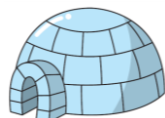
Moon

13.



Snake

14.



Igloo

15.



Lemon



Elementary Course 1 Lesson 40 (EC1, L40)

(復習)

16.



Underwear

17.



Duck

18.



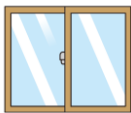
Train

19



Fox

20.



Window

21.



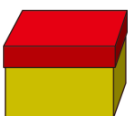
King

22.



Net

23.



Box



Elementary Course 1 Lesson 40 (EC1, L40)

(復習)

24.



acht

25.



abbit

26.



ar



Challenge

おぼえているかな？ 読んでみましょう！

1.



bat

2.



cat

3.



hat

4.



dog

5.



ink

6.



sun

7.



apple

8.



peach

9.



yo-yo